



Round 3 - Phillip Island GP Circuit - September 3 & 4
LIMITED SPORT

Leg 4

Date: **04/09/22**
Event: **R31**
Weather: **Mostly cloudy - Temp: 11.7C**
Track: **Dry - Temp: 22.0C**

Started at: **16:42:16**
Laps: **4**
Starters: **19**
Printed at: **16:57**

PROVISIONAL CLASSIFICATION

Pos	No	Name	Class	Machine	Laps	Race Time	Behind Leader	Behind Prev	Fastest Lap	On Lap	Top Speed
1	26	Cameron SWAIN / Impeller / Forcite / Barrys Dyno / Motocity / Ricondi / XXX Race Susp.	M3	Honda NSF 250	4	7:13.559			1:46.188	3	207
2	72A	Levi RUSSO / Russo Performance / K1 Racing / Ricondi / AGV Helmets / TCX Boots	M3	Honda NSF 250	4	7:18.307	4.748	4.748	1:47.201	2	215
3	13	Marcus HAMOD / Motocity / AGV / Pirelli / Jekyl and Hyde	M3	Honda CRF 250	4	7:27.481	13.922	9.174	1:49.540	3	209
4	32A	Jai RUSSO / Russo Performance / MotoStars / Ricondi / AGV Helmets / TCX Boots	M3	Honda NSF 250	4	7:27.531	13.972	.050	1:49.031	2	213
5	46A	Adam MILLER	SM	Husqvarna 450	4	7:32.394	18.835	4.863	1:50.867	3	184
6	25	Brodie GAWITH / Ricondi / AGV / TCX / Peter Stevens M-cycles	TS	Yamaha R3 321	4	7:33.295	19.736	.901	1:51.144	3	196
7	12	Henry SNELL / Megacycle Racing / Ricondi / AGV / TCX / Tim Gawith	TS	Yamaha R3 321	4	7:33.325	19.766	.030	1:50.048	4	197
8	91	Taiyo AKSU	TS	Yamaha R3 321	4	7:33.342	19.783	.017	1:51.196	4	197
9	1	Dallas O'SULLIVAN	SM	Husqvarna 701 693	4	7:34.433	20.874	1.091	1:50.613	3	205
10	212	Anthony STEPHENS / Ords Motorcycles Ararat	SM	Husqvarna Vitp. 693	4	7:36.215	22.656	1.782	1:51.293	4	206
11	45	Jamie PORT / Yamaha / AGV / Ricondi / Pirelli / Motul	TS	Yamaha R3 321	4	7:38.689	25.130	2.474	1:52.207	3	195
12	57	Cooper ROWNTREE / Anytime Fitness	TS	Yamaha R3 321	4	7:38.725	25.166	.036	1:51.715	3	195
13	3	Cori BOURNE / Pedders Suspension Shepparton / NBS Brake Supplies / Shepparton Service	SM	Husqvarna FS 450	4	7:40.526	26.967	1.801	1:52.378	3	194
14	32	Riley BRENNAN	TS	Kawasaki EX 400	4	7:51.660	38.101	11.134	1:55.629	2	183
15	17	Oliver SHORT / MotoHeaven / Doyle & Shields / James OHagan Photography / Eastern Signs	F4	Kawasaki EX 400	4	7:52.887	39.328	1.227	1:53.225	2	201
16	2	Luke JHONSTON / The Bike Vault / Axle Armour / RBT Suppliers / AGV	TS	Yamaha R3 321	4	7:53.711	40.152	.824	1:52.624	3	191
17	27	Toby JAMES	TS	Yamaha R3 321	4	8:05.215	51.656	11.504	1:59.185	2	176
18	76	Lindsay RUSSELL	TS	Kawasaki EX 400	4	8:15.920	1:02.361	10.705	2:01.934	2	185
DNF	72	Hossain SHARIAR	F4	Kawasaki EX 400	0		3 Laps				150

Fastest Lap was 1:46.188 by Cameron SWAIN

*** JUMP START PENALTIES - Rider 17 (Oliver SHORT) - 10 seconds / Rider 2 (Luke JHONSTON) - 15 seconds ***

*** RACE REDUCED FROM 5 TO 4 LAPS DUE TO EARLIER TIME DELAYS ***

The results are provisional until the end of the time limit for protests and appeals.


Scott Laing
Chief Timekeeper - Scott Laing

Tony Bolin
Clerk of Course - Tony Bolin



COMPUTIME RACE TIMING SYSTEMS PTY LTD
www.computime.com.au

E-mail: scott@computime.com.au / Ph: 0418 17 13 17





Round 3 - Phillip Island GP Circuit - September 3 & 4
LIMITED SPORT

Leg 4

Date: 04/09/22
 Event: R31
 Weather: Mostly cloudy - Temp: 11.7C
 Track: Dry - Temp: 22.0C

Started at: 16:42:16
 Laps: 4
 Starters: 19
 Printed at: 16:57


PROVISIONAL LAP TIMES


No	Name	Lap 1	Lap 2	Lap 3	Lap 4
1	Dallas O'SULLIVAN	1:59.217	1:52.127	1:50.613	1:52.476
2	Luke JHONSTON	1:59.552	1:53.393	1:52.624	1:53.142
3	Cori BOURNE	2:01.821	1:52.723	1:52.378	1:53.604
12	Henry SNELL	2:00.677	1:52.279	1:50.321	1:50.048
13	Marcus HAMOD	1:58.332	1:49.990	1:49.540	1:49.619
17	Oliver SHORT	2:00.874	1:53.225	1:53.893	1:54.895
25	Brodie GAWITH	1:59.655	1:51.314	1:51.144	1:51.182
26	Cameron SWAIN	1:54.556	1:46.269	1:46.188	1:46.546
27	Toby JAMES	2:05.105	1:59.185	2:00.564	2:00.361
32	Riley BRENNAN	2:03.637	1:55.629	1:56.073	1:56.321
32A	Jai RUSSO	1:59.929	1:49.031	1:49.537	1:49.034
45	Jamie PORT	2:00.637	1:52.789	1:52.207	1:53.056
46A	Adam MILLER	1:58.356	1:51.916	1:50.867	1:51.255
57	Cooper ROWNTREE	2:01.160	1:52.243	1:51.715	1:53.607
72A	Levi RUSSO	1:54.674	1:47.201	1:48.162	1:48.270
76	Lindsay RUSSELL	2:09.724	2:01.934	2:02.153	2:02.109
91	Taiyo AKSU	1:59.704	1:51.229	1:51.213	1:51.196
212	Anthony STEPHENS	1:59.851	1:52.917	1:52.154	1:51.293

*** JUMP START PENALTIES - Rider 17 (Oliver SHORT) - 10 seconds / Rider 2 (Luke JHONSTON) - 15 seconds ***

*** RACE REDUCED FROM 5 TO 4 LAPS DUE TO EARLIER TIME DELAYS ***

The results are provisional until the end of the time limit for protests and appeals.



 Chief Timekeeper - Scott Laing


 Clerk of Course - Tony Bolin



COMPUTIME RACE TIMING SYSTEMS PTY LTD
www.computime.com.au

E-mail: scott@computime.com.au / Ph: 0418 17 13 17





Round 3 - Phillip Island GP Circuit - September 3 & 4
LIMITED SPORT

Leg 4

Date: 04/09/22
Event: R31
Weather: Mostly cloudy - Temp: 11.7C
Track: Dry - Temp: 22.0C


Started at: 16:42:16
Laps: 4
Starters: 19
Printed at: 16:57

PROVISIONAL SPLIT TIMES

Lap	Split 1	Split 2	Split 3	Split 4	Lap Time	Spd	Lap	Split 1	Split 2	Split 3	Split 4	Lap Time	Spd
1 Dallas O'SULLIVAN (9th)							2	<u>26.888</u>	32.087	21.630	30.709	1:51.314	193
1	34.348	32.531	21.362	30.976	1:59.217	164	3	27.521	32.063	<u>21.383</u>	<u>30.177</u>	<u>1:51.144</u>	183
2	27.503	32.508	21.606	<u>30.510</u>	1:52.127	205	4	26.936	<u>31.977</u>	21.664	30.605	1:51.182	196
3	<u>26.958</u>	<u>32.051</u>	<u>20.952</u>	30.652	<u>1:50.613</u>	200							
4	27.289	33.134	21.000	31.053	1:52.476	201							
2 Luke JHONSTON (16th)							26 Cameron SWAIN (1st)						
1	33.274	32.790	21.975	31.513	1:59.552	151	1	33.256	30.949	20.493	29.858	1:54.556	163
2	27.575	32.659	21.621	31.538	1:53.393	190	2	25.928	<u>30.692</u>	<u>20.329</u>	<u>29.320</u>	1:46.269	206
3	27.330	32.719	<u>21.490</u>	<u>31.085</u>	<u>1:52.624</u>	185	3	<u>25.642</u>	30.722	20.392	29.432	<u>1:46.188</u>	207
4	<u>27.154</u>	<u>32.473</u>	21.826	31.689	1:53.142	191	4	25.690	30.809	20.380	29.667	1:46.546	207
3 Cori BOURNE (13th)							27 Toby JAMES (17th)						
1	34.934	33.599	21.933	31.355	2:01.821	165	1	35.967	34.034	22.455	32.649	2:05.105	150
2	27.534	32.519	21.561	31.109	1:52.723	194	2	<u>28.513</u>	<u>34.438</u>	<u>23.168</u>	<u>33.066</u>	<u>1:59.185</u>	176
3	<u>27.431</u>	<u>32.358</u>	<u>21.486</u>	<u>31.103</u>	<u>1:52.378</u>	192	3	29.081	34.832	23.367	33.284	2:00.564	172
4	27.794	32.636	21.689	31.485	1:53.604	187	4	29.151	34.783	23.190	33.237	2:00.361	171
12 Henry SNELL (7th)							32 Riley BRENNAN (14th)						
1	34.898	33.181	21.533	31.065	2:00.677	156	1	35.511	34.205	21.953	31.968	2:03.637	158
2	26.994	32.833	21.432	31.020	1:52.279	197	2	<u>27.377</u>	<u>33.643</u>	22.306	32.303	<u>1:55.629</u>	183
3	26.646	<u>31.993</u>	21.188	<u>30.494</u>	1:50.321	190	3	27.701	34.049	22.158	<u>32.165</u>	1:56.073	180
4	<u>26.439</u>	32.005	<u>21.083</u>	30.521	<u>1:50.048</u>	187	4	27.877	34.138	<u>22.068</u>	32.238	1:56.321	178
13 Marcus HAMOD (3rd)							32A Jai RUSSO (4th)						
1	34.097	32.628	21.023	30.584	1:58.332	167	1	35.215	33.438	20.883	30.393	1:59.929	162
2	26.651	31.770	20.881	30.688	1:49.990	209	2	<u>26.191</u>	31.740	20.934	<u>30.166</u>	<u>1:49.031</u>	213
3	26.588	<u>31.510</u>	20.902	<u>30.540</u>	<u>1:49.540</u>	208	3	26.354	31.887	20.885	30.411	1:49.537	213
4	<u>26.497</u>	31.543	<u>20.838</u>	30.741	1:49.619	207	4	26.257	<u>31.446</u>	<u>20.596</u>	30.735	1:49.034	208
17 Oliver SHORT (15th)							45 Jamie PORT (11th)						
1	34.676	33.261	21.404	31.533	2:00.874	159	1	34.805	33.485	21.644	30.703	2:00.637	154
2	<u>27.220</u>	<u>32.700</u>	22.016	<u>31.289</u>	<u>1:53.225</u>	201	2	26.968	32.949	21.866	31.006	1:52.789	195
3	27.420	33.290	<u>21.436</u>	31.747	1:53.893	199	3	27.094	32.582	<u>21.548</u>	<u>30.983</u>	<u>1:52.207</u>	191
4	27.769	33.467	21.729	31.930	1:54.895	196	4	<u>26.831</u>	<u>32.534</u>	22.142	31.549	1:53.056	194
25 Brodie GAWITH (6th)							46A Adam MILLER (5th)						
1	34.593	32.484	21.490	31.088	1:59.655	154	1	33.902	32.109	21.338	31.007	1:58.356	160
							2	28.070	31.658	21.134	31.054	1:51.916	184
							3	27.511	<u>31.516</u>	<u>21.123</u>	<u>30.717</u>	<u>1:50.867</u>	184


Scott Laing
Chief Timekeeper - Scott Laing

Tony Bolin
Clerk of Course - Tony Bolin



COMPUTIME RACE TIMING SYSTEMS PTY LTD
www.computime.com.au

E-mail: scott@computime.com.au / Ph: 0418 17 13 17





Round 3 - Phillip Island GP Circuit - September 3 & 4
LIMITED SPORT

Leg 4

Date: 04/09/22
Event: R31
Weather: Mostly cloudy - Temp: 11.7C
Track: Dry - Temp: 22.0C

Started at: 16:42:16
Laps: 4
Starters: 19
Printed at: 16:57

PROVISIONAL SPLIT TIMES

Lap	Split 1	Split 2	Split 3	Split 4	Lap Time	Spd	Lap	Split 1	Split 2	Split 3	Split 4	Lap Time	Spd
4	<u>27.455</u>	31.575	21.157	31.068	1:51.255	183	3	<u>29.673</u>	<u>35.217</u>	23.424	33.839	2:02.153	185
							4	29.832	35.262	23.465	33.550	2:02.109	182
57 Cooper ROWNTREE (12th)							91 Taiyo AKSU (8th)						
1	35.172	33.768	21.501	30.719	2:01.160	155	1	34.507	32.900	21.381	30.916	1:59.704	151
2	27.130	32.634	21.559	<u>30.920</u>	1:52.243	195	2	26.728	32.556	21.533	30.412	1:51.229	197
3	<u>27.020</u>	<u>32.190</u>	<u>21.343</u>	31.162	<u>1:51.715</u>	192	3	27.304	32.514	21.356	<u>30.039</u>	1:51.213	181
4	27.111	32.691	21.919	31.886	1:53.607	188	4	<u>26.705</u>	<u>32.411</u>	<u>21.235</u>	30.845	<u>1:51.196</u>	195
72A Levi RUSSO (2nd)							212 Anthony STEPHENS (10th)						
1	32.856	31.238	20.562	30.018	1:54.674	168	1	34.000	32.717	22.088	31.046	1:59.851	170
2	26.236	<u>30.788</u>	<u>20.431</u>	<u>29.746</u>	<u>1:47.201</u>	215	2	27.569	32.666	21.308	31.374	1:52.917	205
3	<u>26.184</u>	31.157	20.614	30.207	1:48.162	213	3	27.293	32.219	21.556	31.086	1:52.154	206
4	26.421	31.042	20.593	30.214	1:48.270	211	4	<u>27.023</u>	<u>32.071</u>	<u>21.272</u>	<u>30.927</u>	<u>1:51.293</u>	206
76 Lindsay RUSSELL (18th)													
1	37.731	35.219	23.418	33.356	2:09.724	152							
2	29.838	35.411	<u>23.331</u>	<u>33.354</u>	<u>2:01.934</u>	183							


*** JUMP START PENALTIES - Rider 17 (Oliver SHORT) - 10 seconds / Rider 2 (Luke JHONSTON) - 15 seconds ***

*** RACE REDUCED FROM 5 TO 4 LAPS DUE TO EARLIER TIME DELAYS ***

The results are provisional until the end of the time limit for protests and appeals.


Scott Laing
Chief Timekeeper - Scott Laing

Tony Bolin
Clerk of Course - Tony Bolin



COMPUTIME RACE TIMING SYSTEMS PTY LTD
www.computime.com.au

E-mail: scott@computime.com.au / Ph: 0418 17 13 17





Round 3 - Phillip Island GP Circuit - September 3 & 4
LIMITED SPORT

Leg 4

Date: 04/09/22
 Event: R31
 Weather: Mostly cloudy - Temp: 11.7C
 Track: Dry - Temp: 22.0C

Started at: 16:42:16
 Laps: 4
 Starters: 19
 Printed at: 16:57

PROVISIONAL FASTEST LAPS SEQUENCE

Lap	Race Pos	No	Name	Machine	Fastest Lap	On Lap
1	1	26	Cameron SWAIN	Honda NSF 250	1:54.556	1
2	1	26	Cameron SWAIN	Honda NSF 250	1:46.269	2
3	1	26	Cameron SWAIN	Honda NSF 250	1:46.188	3


*** JUMP START PENALTIES - Rider 17 (Oliver SHORT) - 10 seconds / Rider 2 (Luke JHONSTON) - 15 seconds ***

*** RACE REDUCED FROM 5 TO 4 LAPS DUE TO EARLIER TIME DELAYS ***

The results are provisional until the end of the time limit for protests and appeals.


Scott Laing
 Chief Timekeeper - Scott Laing

Tony Bolin
 Clerk of Course - Tony Bolin



COMPUTIME RACE TIMING SYSTEMS PTY LTD
www.computime.com.au

E-mail: scott@computime.com.au / Ph: 0418 17 13 17





Round 3 - Phillip Island GP Circuit - September 3 & 4
LIMITED SPORT

Leg 4

Started at: 16:42:16
 Laps: 4
 Starters: 19
 Printed at: 16:57

Date: 04/09/22
 Event: R31
 Weather: Mostly cloudy - Temp: 11.7C
 Track: Dry - Temp: 22.0C

PROVISIONAL LAP SHEET

No	Lap Time	Gap	No	Lap Time	Gap	No	Lap Time	Gap
Lap 1			1	1:52.127	10.519	27	2:00.564	37.841
26	1:54.556		212	1:52.917	11.943	76	2:02.153	46.798
72A	1:54.674	.118	2	1:53.393	12.120	Lap 4		
13	1:58.332	3.776	12	1:52.279	12.131	26	1:46.546	
46A	1:58.356	3.800	57	1:52.243	12.578	72A	1:48.270	4.748
1	1:59.217	4.661	45	1:52.789	12.601	13	1:49.619	13.922
2	1:59.552	4.996	17	1:53.225	13.274	32A	1:49.034	13.972
25	1:59.655	5.099	3	1:52.723	13.719	46A	1:51.255	18.835
91	1:59.704	5.148	32	1:55.629	18.441	25	1:51.182	19.736
212	1:59.851	5.295	27	1:59.185	23.465	12	1:50.048	19.766
32A	1:59.929	5.373	76	2:01.934	30.833	91	1:51.196	19.783
45	2:00.637	6.081	Lap 3			1	1:52.476	20.874
12	2:00.677	6.121	26	1:46.188		212	1:51.293	22.656
17	2:00.874	6.318	72A	1:48.162	3.024	45	1:53.056	25.130
57	2:01.160	6.604	13	1:49.540	10.849	2	1:53.142	25.152
3	2:01.821	7.265	32A	1:49.537	11.484	57	1:53.607	25.166
32	2:03.637	9.081	46A	1:50.867	14.126	3	1:53.604	26.967
27	2:05.105	10.549	1	1:50.613	14.944	17	1:54.895	29.328
76	2:09.724	15.168	25	1:51.144	15.100	32	1:56.321	38.101
Lap 2			91	1:51.213	15.133	27	2:00.361	51.656
26	1:46.269		12	1:50.321	16.264	76	2:02.109	1:02.36
72A	1:47.201	1.050	212	1:52.154	17.909			
13	1:49.990	7.497	57	1:51.715	18.105			
32A	1:49.031	8.135	2	1:52.624	18.556			
46A	1:51.916	9.447	45	1:52.207	18.620			
91	1:51.229	10.108	3	1:52.378	19.909			
25	1:51.314	10.144	17	1:53.893	20.979			
			32	1:56.073	28.326			


*** JUMP START PENALTIES - Rider 17 (Oliver SHORT) - 10 seconds / Rider 2 (Luke JHONSTON) - 15 seconds ***

*** RACE REDUCED FROM 5 TO 4 LAPS DUE TO EARLIER TIME DELAYS ***

The results are provisional until the end of the time limit for protests and appeals.


Scott Laing
 Chief Timekeeper - Scott Laing

Tony Bolin
 Clerk of Course - Tony Bolin



COMPUTIME RACE TIMING SYSTEMS PTY LTD
www.computime.com.au

E-mail: scott@computime.com.au / Ph: 0418 17 13 17





Round 3 - Phillip Island GP Circuit - September 3 & 4
LIMITED SPORT

Leg 4

Date: 04/09/22
Event: R31
Weather: Mostly cloudy - Temp: 11.7C
Track: Dry - Temp: 22.0C

Started at: 16:42:16
Laps: 4
Starters: 19
Printed at: 16:57

PROVISIONAL LAP CHART

Name	Grid	1	2	3	4	Name
C. SWAIN	20	20	20	20	20	C. SWAIN
M. NIKOLIS	46	72A	72A	72A	72A	L. RUSSO
L. RUSSO	72A	13	13	13	13	M. HAMOD
J. RUSSO	32A	46A	32A	32A	32A	J. RUSSO
M. HAMOD	13	1	46A	46A	46A	A. MILLER
D. O'SULLIVAN	1	2	91	1	25	B. GAWITH
A. STEPHENS	212	25	25	25	12	H. SNELL
A. MILLER	46A	91	1	91	91	T. AKSU
T. AKSU	91	212	212	12	1	D. O'SULLIVAN
B. GAWITH	25	32A	2	212	212	A. STEPHENS
C. ROWNTREE	57	45	12	57	45	J. PORT
J. PORT	45	12	57	2	2	L. JHONSTON
C. BOURNE	3	17	45	45	57	C. ROWNTREE
R. BRENNAN	32	57	17	3	3	C. BOURNE
L. RUSSELL	76	3	3	17	17	O. SHORT
H. SNELL	12	32	32	32	32	R. BRENNAN
T. JAMES	27	27	27	27	27	T. JAMES
H. SHARIAR	72	76	76	76	76	L. RUSSELL
L. JHONSTON	2					
O. SHORT	17					


*** JUMP START PENALTIES - Rider 17 (Oliver SHORT) - 10 seconds / Rider 2 (Luke JHONSTON) - 15 seconds ***

*** RACE REDUCED FROM 5 TO 4 LAPS DUE TO EARLIER TIME DELAYS ***

The results are provisional until the end of the time limit for protests and appeals.


Scott Laing
Chief Timekeeper - Scott Laing

Tony Bolin
Clerk of Course - Tony Bolin



COMPUTIME RACE TIMING SYSTEMS PTY LTD
www.computime.com.au

E-mail: scott@computime.com.au / Ph: 0418 17 13 17





Round 3 - Phillip Island GP Circuit - September 3 & 4
LIMITED SPORT

Leg 4

Date: **04/09/22**
Event: **R31**
Weather: **Mostly cloudy - Temp: 11.7C**
Track: **Dry - Temp: 22.0C**

Started at: **16:42:16**
Laps: **4**
Starters: **19**
Printed at: **16:57**

PROVISIONAL BEST PARTIAL TIMES

Pos	Split 1		Split 2		Split 3		Split 4		LAP		Ideal	Fastest
	Name	Time	Name	Time	Name	Time	Name	Time	Name	Time		
1	C. SWAIN	25.642	C. SWAIN	30.692	C. SWAIN	20.329	L. JHONSTON	16.085	L. JHONSTON	1:37.202	1:52.624	
2	L. RUSSO	26.184	L. RUSSO	30.788	L. RUSSO	20.431	O. SHORT	21.289	O. SHORT	1:42.613	1:53.225	
3	J. RUSSO	26.191	J. RUSSO	31.446	J. RUSSO	20.596	C. SWAIN	29.320	C. SWAIN	1:45.983	1:46.188	
4	H. SNELL	26.439	M. HAMOD	31.510	M. HAMOD	20.838	L. RUSSO	29.746	L. RUSSO	1:47.149	1:47.201	
5	M. HAMOD	26.497	A. MILLER	31.516	D. O'SULLIVA	20.952	T. AKSU	30.039	J. RUSSO	1:48.399	1:49.031	
6	T. AKSU	26.705	B. GAWITH	31.977	H. SNELL	21.083	J. RUSSO	30.166	M. HAMOD	1:49.385	1:49.540	
7	J. PORT	26.831	H. SNELL	31.993	A. MILLER	21.123	B. GAWITH	30.177	H. SNELL	1:50.009	1:50.048	
8	B. GAWITH	26.888	D. O'SULLIVA	32.051	T. AKSU	21.235	H. SNELL	30.494	T. AKSU	1:50.390	1:51.196	
9	D. O'SULLIVA	26.958	A. STEPHENS	32.071	A. STEPHENS	21.272	D. O'SULLIVA	30.510	B. GAWITH	1:50.425	1:51.144	
10	C. ROWNTRE	27.020	C. ROWNTRE	32.190	C. ROWNTRE	21.343	M. HAMOD	30.540	D. O'SULLIVA	1:50.471	1:50.613	
11	A. STEPHENS	27.023	C. BOURNE	32.358	B. GAWITH	21.383	J. PORT	30.703	A. MILLER	1:50.811	1:50.867	
12	L. JHONSTON	27.154	T. AKSU	32.411	O. SHORT	21.404	A. MILLER	30.717	C. ROWNTRE	1:51.272	1:51.715	
13	O. SHORT	27.220	L. JHONSTON	32.473	C. BOURNE	21.486	C. ROWNTRE	30.719	A. STEPHENS	1:51.293	1:51.293	
14	R. BRENNAN	27.377	J. PORT	32.534	L. JHONSTON	21.490	A. STEPHENS	30.927	J. PORT	1:51.616	1:52.207	
15	C. BOURNE	27.431	O. SHORT	32.700	J. PORT	21.548	C. BOURNE	31.103	C. BOURNE	1:52.378	1:52.378	
16	A. MILLER	27.455	R. BRENNAN	33.643	R. BRENNAN	21.953	R. BRENNAN	31.968	R. BRENNAN	1:54.941	1:55.629	
17	T. JAMES	28.513	T. JAMES	34.034	T. JAMES	22.455	T. JAMES	32.649	T. JAMES	1:57.651	1:59.185	
18	L. RUSSELL	29.673	L. RUSSELL	35.217	L. RUSSELL	23.331	L. RUSSELL	33.354	L. RUSSELL	2:01.575	2:01.934	


*** JUMP START PENALTIES - Rider 17 (Oliver SHORT) - 10 seconds / Rider 2 (Luke JHONSTON) - 15 seconds ***

*** RACE REDUCED FROM 5 TO 4 LAPS DUE TO EARLIER TIME DELAYS ***

The results are provisional until the end of the time limit for protests and appeals.


Scott Laing
Chief Timekeeper - Scott Laing

Tony Bolin
Clerk of Course - Tony Bolin



COMPUTIME RACE TIMING SYSTEMS PTY LTD
www.computime.com.au

E-mail: scott@computime.com.au / Ph: 0418 17 13 17





Round 3 - Phillip Island GP Circuit - September 3 & 4
LIMITED SPORT
PROVISIONAL ROUND POINTS

250cc ROAD BIKES

Pos	No	Name	Rnd 3 Race 1	Rnd 3 Race 2	Rnd 3 Race 3	Rnd 3 Race 4	Total
1	86	Aaron DREW	25	25			50

FORMULA 400

Pos	No	Name	Rnd 3 Race 1	Rnd 3 Race 2	Rnd 3 Race 3	Rnd 3 Race 4	Total
1	72	Hossain SHARIAR	25	20	25		70
2	17	Oliver SHORT		25		25	50

MOTO 3 / 125cc GRAND PRIX

Pos	No	Name	Rnd 3 Race 1	Rnd 3 Race 2	Rnd 3 Race 3	Rnd 3 Race 4	Total
1	26	Cameron SWAIN	20	20	25	25	90
2	72A	Levi RUSSO	18	18	18	20	74
3	46	Marianos NIKOLIS	25	25	20		70
4	13	Marcus HAMOD	16	17	16	18	67
5	32A	Jai RUSSO	17	16	17	17	67

SUPERMONO


Pos	No	Name	Rnd 3 Race 1	Rnd 3 Race 2	Rnd 3 Race 3	Rnd 3 Race 4	Total
1	1	Dallas O'SULLIVAN	25	25	25	20	95
2	3	Cori BOURNE	20	17	17	17	71
3	46A	Adam MILLER		20	18	25	63
4	212	Anthony STEPHENS		18	20	18	56
5	9	Kurt LEWIS	18				18

TWINSPRINT

Pos	No	Name	Rnd 3 Race 1	Rnd 3 Race 2	Rnd 3 Race 3	Rnd 3 Race 4	Total
1	25	Brodie GAWITH	16	25	20	25	86
2	45	Jamie PORT	20	20	17	17	74
3	57	Cooper ROWNTREE	17	18	18	16	69
4	32	Riley BRENNAN	14	16	16	15	61
5	12	Henry SNELL	25		14	20	59
6	76	Lindsay RUSSELL	15	15	15	12	57
7	27	Toby JAMES	13	14	13	13	53
8	2	Luke JHONSTON	18	17		14	49
9	91	Taiyo AKSU			25	18	43


Scott Laing
 Chief Timekeeper - Scott Laing

Tony Bolin
 Clerk of Course - Tony Bolin



COMPUTIME RACE TIMING SYSTEMS PTY LTD
www.computime.com.au

E-mail: scott@computime.com.au / Ph: 0418 17 13 17





Round 3 - Phillip Island GP Circuit - September 3 & 4
LIMITED SPORT

PROVISIONAL PROGRESSIVE SERIES POINTS

250cc ROAD BIKES

Pos	No	Name	Rnd 1 B/ford	Rnd 2 Wint	Rnd 3 Race 1	Rnd 3 Race 2	Rnd 3 Race 3	Rnd 3 Race 4	Total
1	86	Aaron DREW	100	100	25	25			250
2		Emma DE ROSSI	40						40

FORMULA 400

Pos	No	Name	Rnd 1 B/ford	Rnd 2 Wint	Rnd 3 Race 1	Rnd 3 Race 2	Rnd 3 Race 3	Rnd 3 Race 4	Total
1	72	Hossain SHARIAR			25	20	25		70
2	17	Oliver SHORT				25		25	50
3		Emma DE ROSSI	50						50

MOTO 3 / 125cc GRAND PRIX

Pos	No	Name	Rnd 1 B/ford	Rnd 2 Wint	Rnd 3 Race 1	Rnd 3 Race 2	Rnd 3 Race 3	Rnd 3 Race 4	Total
1		Ryan LARKIN		100					100
2	26	Cameron SWAIN			20	20	25	25	90
3	72A	Levi RUSSO			18	18	18	20	74
4	46	Marianos NIKOLIS			25	25	20		70
5	13	Marcus HAMOD			16	17	16	18	67
6	32A	Jai RUSSO			17	16	17	17	67
7		Tony SIMS		60					60

SUPERMONO


Pos	No	Name	Rnd 1 B/ford	Rnd 2 Wint	Rnd 3 Race 1	Rnd 3 Race 2	Rnd 3 Race 3	Rnd 3 Race 4	Total
1	1	Dallas O'SULLIVAN	86	90	25	25	25	20	271
2	212	Anthony STEPHENS	63	88		18	20	18	207
3	3	Cori BOURNE	61	71	20	17	17	17	203
4	46A	Adam MILLER	83			20	18	25	146
5	9	Kurt LEWIS	77		18				95
6		Douglas HALL	56	33					89
7		Josh McCLEAN	74						74
8		Ralph PINK		70					70

TWINSPRINT

Pos	No	Name	Rnd 1 B/ford	Rnd 2 Wint	Rnd 3 Race 1	Rnd 3 Race 2	Rnd 3 Race 3	Rnd 3 Race 4	Total
1	32	Riley BRENNAN	78	73	14	16	16	15	212
2	25	Brodie GAWITH		90	16	25	20	25	176
3	45	Jamie PORT		70	20	20	17	17	144
4	76	Lindsay RUSSELL	74		15	15	15	12	131


Scott Laing
Chief Timekeeper - Scott Laing

Tony Bolin
Clerk of Course - Tony Bolin



COMPUTIME RACE TIMING SYSTEMS PTY LTD
www.computime.com.au

E-mail: scott@computime.com.au / Ph: 0418 17 13 17





Round 3 - Phillip Island GP Circuit - September 3 & 4
LIMITED SPORT


PROVISIONAL PROGRESSIVE SERIES POINTS

TWINSPRINT

Pos	No	Name	Rnd 1 B/ford	Rnd 2 Wint	Rnd 3 Race 1	Rnd 3 Race 2	Rnd 3 Race 3	Rnd 3 Race 4	Total
5		Jake SENIOR	100						100
6	57	Cooper ROWNTREE			17	18	18	16	69
7		Jay MARROCCINI	68						68
8	12	Henry SNELL			25		14	20	59
9	27	Toby JAMES			13	14	13	13	53
10	2	Luke JHONSTON			18	17		14	49
11	91	Taiyo AKSU					25	18	43
12		Oliver SHORT		36					36

Scott Laing
 Chief Timekeeper - Scott Laing

Tony Bolin
 Clerk of Course - Tony Bolin



COMPUTIME RACE TIMING SYSTEMS PTY LTD
www.computime.com.au

E-mail: scott@computime.com.au / Ph: 0418 17 13 17

